



### District Report Card: 2017


<b>State:</b> Odisha	<b>District:</b> Khordha
<b>Class:</b> 5	<b>Subject:</b> Language
<b>Schools:</b> 61	<b>Students:</b> 1062


### Participation/Coverage


#### Students

<div>GENDER</div> <div></div>	Boys		Girls	
	Number	%	Number	%
	535	50.38	527	49.62

<div>AREA</div> <div></div>	Rural		Urban	
	Number	%	Number	%
	709	66.76	353	33.24

<div>CATEGORY</div> <div></div>	SC		ST		OBC		GEN	
	Number	%	Number	%	Number	%	Number	%
	232	21.85	98	9.23	554	52.17	178	16.76

<div>CWSN</div> <div></div>	LD	VI	HI	S&LD	ID	Oth
	1	0	2	2	3	6

<div>Management</div> <div></div>	Government		Government-aided	
	Number	%	Number	%
	1062	100.00	0	0.00

### Average Performance of Students in Language (%)

Overall	Gender		Area		Management		Social Group			
	Male	Female	Rural	Urban	Govt.	Aided	SC	ST	OBC	GEN
52.84	51.00	54.71	54.21	50.10	52.84	0.00	47.33	52.99	53.86	56.78

## Performance on Learning Outcomes (LOs)

Learning Outcomes	Description	Average Performance(%)
L504	Reads and comprehends independently storybooks, news items/ headlines, advertisements etc.	48.66
L508	Reads text with comprehension, locates details and sequence of events	54.93

Range of Performance of Students who Answered Correctly							
Below 30%		30% - 50%		50% - 75%		Above 75%	
Number	%	Number	%	Number	%	Number	%
160	15.07	307	28.91	453	42.66	142	13.37

## Lowest Performing Learning Outcomes (LOs)

- 1 - Reads and comprehends independently storybooks, news items/ headlines, advertisements etc. (48.66)
- 2 - Reads text with comprehension, locates details and sequence of events (54.93)